



District Report Card: 2017


State: Tripura	District: Dhalai
Class: 5	Subject: Language
Schools: 55	Students: 811


Participation/Coverage


Students

<div>GENDER</div> <div></div>	Boys		Girls	
	Number	%	Number	%
	406	50.06	405	49.94

<div>AREA</div> <div></div>	Rural		Urban	
	Number	%	Number	%
	694	85.57	117	14.43

<div>CATEGORY</div> <div></div>	SC		ST		OBC		GEN	
	Number	%	Number	%	Number	%	Number	%
	181	22.32	418	51.54	140	17.26	72	8.88

<div>CWSN</div> <div></div>	LD	VI	HI	S&LD	ID	Oth
	0	0	0	22	0	2

<div>Management</div> <div></div>	Government		Government-aided	
	Number	%	Number	%
	811	100.00	0	0.00

Average Performance of Students in Language (%)

Overall	Gender		Area		Management		Social Group			
	Male	Female	Rural	Urban	Govt.	Aided	SC	ST	OBC	GEN
54.26	54.01	54.52	53.41	59.32	54.26	0.00	61.88	48.29	58.81	60.93

Performance on Learning Outcomes (LOs)

Learning Outcomes	Description	Average Performance(%)
L504	Reads and comprehends independently storybooks, news items/ headlines, advertisements etc.	48.11
L508	Reads text with comprehension, locates details and sequence of events	57.34

Range of Performance of Students who Answered Correctly							
Below 30%		30% - 50%		50% - 75%		Above 75%	
Number	%	Number	%	Number	%	Number	%
138	17.02	192	23.67	317	39.09	164	20.22

Lowest Performing Learning Outcomes (LOs)

- 1 - Reads and comprehends independently storybooks, news items/ headlines, advertisements etc. (48.11)
- 2 - Reads text with comprehension, locates details and sequence of events (57.34)